

# SSR MOTORSPORTS

SSR Motorsports, since 2002 we have been building the products that open up the world of riding.

What sets SSR apart is our focus on bringing cutting edge design, superior engineering, and value for money to the smaller displacement market. We believe that every enthusiast should be able to afford a brand new powersport product from a comprehensive dealer network, with the backing of an expansive distribution center stocked with readily available replacement parts.

Thank you for your interest, whether you are looking for a vehicle for yourself or a vehicle to share the riding experience with your family; whether your interest is ribbons of asphalt or your favorite stretch of dirt road; our knowledgeable and experienced staff is on hand to provide you with the customer service and technical support you need.

## QUOTABLE QUOTES

### DIRT BIKE

- "Depending where you are in your dirt bike life, having a good-handling and respectably powered machine with a price tag that is appetizing might just be the ticket for you. The SSR SR300S fits in this niche quite nicely."

- "The SSR SR189 is a good-looking machine with features that meet or surpass those of any modern play bike for a fraction of the price of others."



- "Luckily for my son and I, we have a big desert in our backyard to ride SSR's SR125 and SR170TRs. We made a makeshift turn track for some good old-fashioned father-son competition, and we had a blast."

## OFF-ROAD LINE-UP



XR250X

**DUAL SPORT VERSION**  
249 cc | 4 Stroke  
328 lbs. | 81" x 30.5" x 44"

<b>ENGINE</b>	
Bore And Stroke	72 mm x 61.2 mm
Rated Output	18.1 hp @ 7,000 rpm
Fuel Supply	Carburetor, 26 mm
Ignition	CDI
Starter	Electric
Transmission	5-speed Manual, 1-down, 4-up

<b>CHASSIS</b>	
Front Suspension	41 mm Compression Adj. Forks, Inverted
Rear Suspension	Standard Coil Spring Shock
Brake, FR   RR	250 mm Disc   240 mm Disc
Tire, FR   RR	4.60-18   5.10-17
Frame	Steel
Swingarm	Aluminum Alloy, "Straight" Type

<b>DIMENSIONS</b>	
Wheelbase	57 inches
Seat Height	35 inches
Ground Clearance	8 inches



XR250X

**STREET VERSION**  
249 cc | 4 Stroke  
328 lbs. | 80" x 30.5" x 43"

<b>ENGINE</b>	
Bore And Stroke	72 mm x 61.2 mm
Rated Output	18.1 hp @ 7,000 rpm
Fuel Supply	Carburetor, 26 mm
Ignition	CDI
Starter	Electric
Transmission	5-speed Manual, 1-down, 4-up

<b>CHASSIS</b>	
Front Suspension	41 mm Compression Adj. Forks, Inverted
Rear Suspension	Standard Coil Spring Shock
Brake, FR   RR	250 mm Disc   240 mm Disc
Tire, FR   RR	110/70-17   130/70-17
Frame	Steel
Swingarm	Aluminum Alloy, "Straight" Type

<b>DIMENSIONS</b>	
Wheelbase	57 inches
Seat Height	34.5 inches
Ground Clearance	7.5 inches



BUSINESS CARD

All figures based on the latest information at time of publication and subject to change without notice and obligation. Contact your local dealer for specific availability. Obey the law and always wear a dot approved helmet, appropriate eye protection, and proper clothing whenever you ride. Read your owner's manual and inspect your vehicle before riding. Respect the rights of others when you ride, never ride after consuming drugs or alcohol, and never race other vehicles. Vehicle photos and specifications in this brochure reflect models sold in the USA only. Visit [www.ssrmotorsports.com](http://www.ssrmotorsports.com) for more information. SSR Motorsports, the SSR logo, and SSR model names are trademarks of SSR Motorsports. © 2021 SSR Motorsports. Printed in the USA.



SSR MOTORSPORTS


13220 Molette St. • Santa Fe Springs, CA 90670

Ph: (562) 926-2888 Fx: (562) 926-6999

[www.ssrmotorsports.com](http://www.ssrmotorsports.com)



OFF-ROAD









**SR70C**  
●●●●●●●●

**BASE MODEL DIRT BIKE**  
72 cc | 4 Stroke  
113 lbs. | 57" x 24" x 31"




**SR70AUTO**  
●●●●●●●●

**BASE MODEL DIRT BIKE**  
72 cc | 4 Stroke  
113 lbs. | 53" x 24" x 31"




**SR110SEM**  
●●●●●●●●

**BASE MODEL DIRT BIKE**  
107 cc | 4 Stroke  
122 lbs. | 59" x 29" x 40"




**SR110DX**  
●●●●●●●●

**DELUXE MODEL DIRT BIKE**  
107 cc | 4 Stroke  
122 lbs. | 59" x 29" x 40"




**SR125**  
●●●●●●●●

**BASE MODEL DIRT BIKE**  
124 cc | 4 Stroke  
129 lbs. | 65" x 29" x 40"




**SR125SEM**  
●●●●●●●●

**BASE MODEL DIRT BIKE**  
124 cc | 4 Stroke  
129 lbs. | 65" x 29" x 40"




**SR125AUTO**  
●●●●●●●●

**BASE MODEL DIRT BIKE**  
124 cc | 4 Stroke  
129 lbs. | 65" x 29" x 40"




**SR125TR**  
●●●●●●●●

**TR SERIES DIRT BIKE**  
124 cc | 4 Stroke  
157 lbs. | 66" x 29.5" x 43"



**SR125TR-BW**  
●●●●●●●●

**TR SERIES DIRT BIKE**  
124 cc | 4 Stroke  
159 lbs. | 70" x 29.5" x 44"



**SR140TR**  
●●●●●●●●

**TR SERIES DIRT BIKE**  
140 cc | 4 Stroke  
157 lbs. | 66" x 29.5" x 43"



**SR140TR-BW**  
●●●●●●●●

**TR SERIES DIRT BIKE**  
140 cc | 4 Stroke  
159 lbs. | 70" x 29.5" x 44"




**SR160TR**  
●●●●●●●●

**TR SERIES DIRT BIKE**  
161 cc | 4 Stroke  
157 lbs. | 66" x 29.5" x 43"




**SR160TX**  
●●●●●●●●

**TX SERIES DIRT BIKE**  
161 cc | 4 Stroke  
149 lbs. | 68" x 29.5" x 42"




**SR150**  
●●●●●●●●

**MID-SIZE COMPETITION BIKE**  
150 cc | 4 Stroke  
227 lbs. | 73.2" x 31" x 44"




**SR189**  
●●●●●●●●

**MID-SIZE COMPETITION BIKE**  
189 cc | 4 Stroke  
236 lbs. | 74.4" x 31" x 45.7"




**SR250S**  
●●●●●●●●

**FULL-SIZE COMPETITION BIKE**  
249.6 cc | 4 Stroke  
260 lbs. | 91" x 32.5" x 51"




**SR300S**  
●●●●●●●●

**FULL-SIZE COMPETITION BIKE**  
300 cc | 4 Stroke  
256 lbs. | 85.4" x 32.3" x 50"




**SR450S**  
●●●●●●●●

**FULL-SIZE COMPETITION BIKE**  
449 cc | 4 Stroke  
265 lbs. | 91" x 32.5" x 51"



**SR160TX**  
●●●●●●●●

**TX SERIES DIRT BIKE**  
161 cc | 4 Stroke  
149 lbs. | 68" x 29.5" x 42"




**SR150**  
●●●●●●●●

**MID-SIZE COMPETITION BIKE**  
150 cc | 4 Stroke  
227 lbs. | 73.2" x 31" x 44"



**SR189**  
●●●●●●●●

**MID-SIZE COMPETITION BIKE**  
189 cc | 4 Stroke  
236 lbs. | 74.4" x 31" x 45.7"



**SR250S**  
●●●●●●●●

**FULL-SIZE COMPETITION BIKE**  
249.6 cc | 4 Stroke  
260 lbs. | 91" x 32.5" x 51"




**SR300S**  
●●●●●●●●

**FULL-SIZE COMPETITION BIKE**  
300 cc | 4 Stroke  
256 lbs. | 85.4" x 32.3" x 50"




**SR450S**  
●●●●●●●●

**FULL-SIZE COMPETITION BIKE**  
449 cc | 4 Stroke  
265 lbs. | 91" x 32.5" x 51"




**SR160TX**  
●●●●●●●●

**TX SERIES DIRT BIKE**  
161 cc | 4 Stroke  
149 lbs. | 68" x 29.5" x 42"




**SR150**  
●●●●●●●●

**MID-SIZE COMPETITION BIKE**  
150 cc | 4 Stroke  
227 lbs. | 73.2" x 31" x 44"




**SR189**  
●●●●●●●●

**MID-SIZE COMPETITION BIKE**  
189 cc | 4 Stroke  
236 lbs. | 74.4" x 31" x 45.7"




**SR250S**  
●●●●●●●●

**FULL-SIZE COMPETITION BIKE**  
249.6 cc | 4 Stroke  
260 lbs. | 91" x 32.5" x 51"



**SR300S**  
●●●●●●●●

**FULL-SIZE COMPETITION BIKE**  
300 cc | 4 Stroke  
256 lbs. | 85.4" x 32.3" x 50"



**SR450S**  
●●●●●●●●

**FULL-SIZE COMPETITION BIKE**  
449 cc | 4 Stroke  
265 lbs. | 91" x 32.5" x 51"